

IFUSP/P-01

ENERGY LEVELS OF ^{53}Mn FROM THE β DECAY OF ^{53}Fe

by

L.F.Canto* and S.de Barros*
Instituto de Física, Universidade de São Paulo

B.I.F. - USP

*Research fellow of the Conselho Nacional de Pesquisas-CNPq

To be submitted: Zeitschrift für Naturforschung A

Setembro/1973

ABSTRACT

ENERGY LEVELS OF ^{53}Mn FROM THE β DECAY OF ^{53}Fe

The γ rays following the β decay of ^{53}Fe were investigated with high resolution detectors. Two unreported weak transitions were detected at the energies $1177^{\pm 1}$ keV and $2305^{\pm 1}$ keV. Log ft values were determined and spin and parity assignments made. On the basis of the results attained, a new decay scheme was proposed. Comparison with theoretical calculations are made.

R E S U M O

Os raios γ provenientes da desintegração β do Fe^{53} foram investigados com detetores de alta resolução . Duas transições fracas anteriormente não registradas foram detetadas nas energias de 1177 ± 1 keV e 2305 ± 1 keV. Valores de $\log ft$ foram determinados para essas transições e spins e paridades atribuídos aos níveis correspondentes . Com base nos resultados obtidos, um novo esquema de desintegração foi proposto e uma comparação com os cálculos teóricos foi efetuada.

ENERGY LEVELS OF ^{53}Mn FROM THE β DECAY OF ^{53}Fe I. INTRODUCTION

The study of the levels of ^{53}Mn (magic number of neutrons $N=28$) is of a considerable theoretical interest.

Investigations ^{1,2} on the levels of ^{53}Mn from the β decay of ^{53}Fe lead to different conclusions about the existence of an allowed β group feeding a level between ~ 1000 and 1500 keV, which was not observed in other experiments ³⁻⁵ with nuclear reactions.

The aim of the present work was to explore the above mentioned inconsistency and also search new β groups in the decay of ^{53}Fe . The existence of these groups is suggested by values of spin and parity assigned to some levels of ^{53}Mn in nuclear reactions measurements ³⁻⁵. γ -rays spectroscopy techniques allowing high resolution and great statistics are employed.

II. EXPERIMENTAL PROCEDURE

The source of ^{53}Fe was obtained from the reaction $^{54}\text{Fe}(\gamma, n)^{53}\text{Fe}$, resulting from the irradiation of 286 mg of Fe_2O_3 (enriched to $75-90\%$ in ^{54}Fe) with the Brehmsstrahlung beam produced in a linear accelerator of electrons, operating with a 21 MeV and 50 μA .

Measurements were performed with a 30 cm^3 Ge-Li detector (resolution $3,4$ keV FWHM for 1332 keV) and the information obtained was coded and memorized in 4096 channels. A double stabilizer of zero and peak was introduced in the chain with the aim of allowing the sum of spectra without deterioration of the resolution.

Twenty irradiations were performed; each one was followed by two consecutive measurements of an equal duration (15 minutes). The spectra of the first measurements for each irradiation and that of the second measurements were summed separately.

In order that the transitions proceeding from ^{53}Mn could be identified, relative intensities to the γ ray of 380 keV were determined for each period of observation and compared the one with another, for each transition.

With the purpose of searching weak transitions possibly existing in the region of 511 keV, two detectors were placed symmetrically to the source and an anticoincidence with 511 keV was performed.

III. DISCUSSION OF RESULTS

The spectrum resulting from 20 irradiations appears in figure 1. Two unreported weak transitions presenting the same period as the γ -ray of 380 keV were observed at 1177 keV and 2305 keV. The energy and relative intensities of these transitions are shown in table I.

<u>Energy (keV)</u>	<u>Relative intensity to 380 keV(%)</u>
$380^{\pm 1}$	100
$1177^{\pm 1}$	1,0 0,1
$2305^{\pm 1}$	$0,15 \pm 0,03$

TABLE I

A third γ ray observed at the energy 890 keV was proved to be a sum effect by measurements with different geometries

The anticoincidence revealed no further transition.

The possibility of the γ ray of 1177 keV being the

second scape peak of a transition of 2199 keV (between the levels 2571 keV and 380 keV) would be compatible with the levels of ^{53}Mn previously known³. That possibility was discarded because the non occurrence of a peak of 2199 keV in the spectrum obtained was in disagreement with the ratio peak/second scape (about 5) determined for the detector employed, in this energy region.

Thus an energy level at 1177 keV was proposed and the log ft of the β group feeding it was determined to be 5,8. This interpretation and the log ft value found are in agreement with experimental results⁴, stating the existence of an allowed β group of end point energy ~ 1570 keV.

The Gamma ray of 2305 keV was identified as the transition from the level 2685 keV ($7/2^-$) to the level 380 keV ($5/2^-$).

All the γ rays following the β decay of ^{53}Fe were positioned in the decay scheme proposed in the present work. Log ft values were determined from the relative intensities of the γ transitions obtained in this paper and also from data indicated in reference⁵, concerning the relative abundance of the β groups feeding the ground state and the level of 380 keV.

In figure II it is shown the decay scheme of ^{53}Fe previously proposed^{4,5}(a), and the one we propose (b).

IV. COMPARISON WITH THEORIES

As Figure III shows the accuracy attained in shell model calculations is apparent. Even some very simple models based on $(f_{7/2})^n$ pure configuration describe very successfully the first excited levels 380 keV ($5/2^-$), 1230 keV ($3/2^-$), 1440 keV ($11/2^-$) and 1620 keV ($9/2^-$). The importance of configuration mixing is, however, evidenced in the levels 1177 keV ($5/2^-$, $7/2^-$ or $9/2^-$),

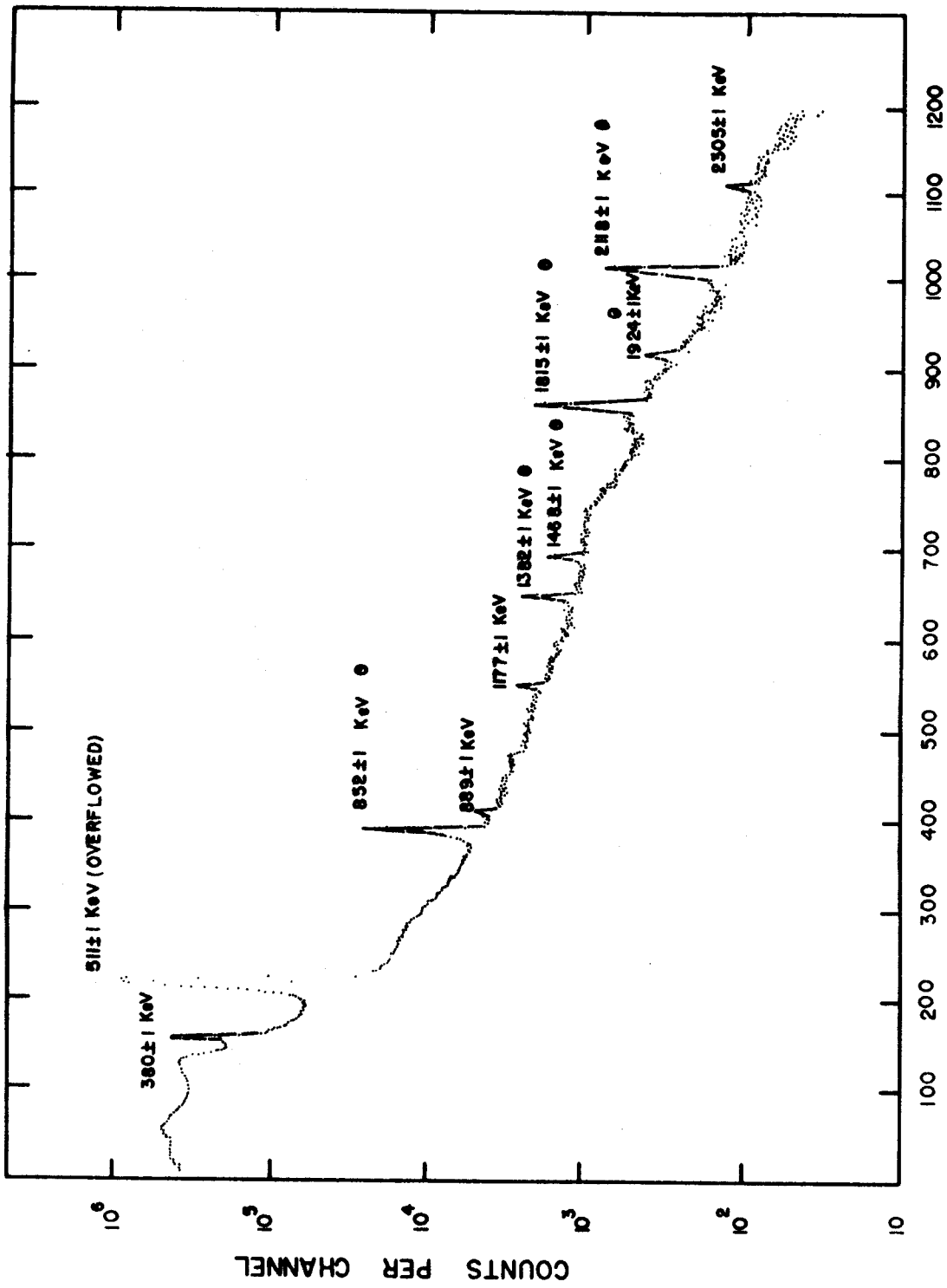
2272 keV ($7/2^-$), 2405 keV ($3/2^-$) and 2571 keV ($5/2^-$ or $7/2^-$). As a whole the model which best reproduces the experimental levels up to 2500 keV is the one presented by Lips-McEllistrem⁶ in calculations a⁺, b⁺⁺ and c⁺⁺⁺ of their paper. The comparison among these calculations favours calculation c which reproduces the experimental levels with greater accuracy, and predicts the first levels ($11/2^-$) and ($9/2^-$) in the right sequence. It is also noticeable the fact that the calculation c produces a level ~ 1150 keV ($5/2^-$), with a strong preponderance of the configuration $(f_{7/2})^4 f_{5/2}$, which has energy probability of corresponding to the level 1177 keV ($5/2^-$, $7/2^-$ or $9/2^-$) proposed in the present work. Owing to the strong preponderance LIPS-McELLISTREM state to exist of the configuration $(f_{7/2})^4 f_{5/2}$ in the level ~ 1150 keV ($5/2^-$), this level cannot be anticipated by most of the calculations available, which, with a few exceptions, do not consider such configuration.

- + - The matrix elements of the residual interaction are taken as free parameters and fitted to experimental data.
- ++ - The residual interaction is a surface δ interaction.
- +++ - The residual interaction is expressed with the matrix elements of Kuo-Brown¹⁶.

REFERENCES

- 1 - JULIANO, J.O. et alii - Desintegration of iron-52 and iron-53. Phys. Rev., 113:602-08, 1959.
- 2 - DERNEDDE, I.- Der zerfall des Fe^{53g} und des Fe^{53m} . Z. Phys., 216:103-14, 1968.
- 3 - TANAKA, S. et alii - Levels in ^{53}Mn , ^{58}Co , ^{63}Zn , and ^{70}Ga from the (p,n) reaction. Phys. Rev., 2C: 160-66, 1970.
- 4 - BRANDOLINI, F. et alii - Electromagnetic transitions in $(1f_{7/2})^{\pm 3}$ nuclei. Mean lives of the low-lying levels of ^{53}Mn . Nuovo Cim., 7A:144-52, 1972.
- 5 - GOODMAN, A.S. & DONAHUE, D.J.- Electromagnetic transitions in V^{51} and Mn^{53} . Phys. Rev., 5C:875-89, 1972.
- 6 - LIPS, K., & McELLISTREM, M.T.- Mixed-configuration shell-model calculations for nuclei with $N=28$, $20 < Z < 28$. Phys. Rev., 1C:1009-024, 1970.
- 7 - TALMI, I.- Shell model analysis of nuclear energies. In: CONFERENCE ON NUCLEAR STRUCTURE, Rehovoth, 1957 - Proceedings. Amsterdam, North-Holland, 1958. p31-45.
- 8 - KISLINGER, L.S. & SORENSEN, R.A.- Pairing plus long range force for single dosed shell nuclei. K.Danske Vidensk. Selsk. Mat.-fys. Skr., 32(9): 1-82, 1960.
- 9 - DE SHALIT, A.- Electromagnetic properties of atomic nuclei. In: SELECTED TOPICS IN NUCLEAR THEORY. Viena, IAEA, 1963. p.209-32.
- 10 - McCULLEN, J.D.; BAYMAN, B.E. & ZAMICK, L.- Spectroscopy in the nuclear $1f_{7/2}$ shell. Phys. Rev., 134B:515-38, 1964.

- 11 - GINOCCHIO, J.N.- Symplectic symmetry in $f_{7/2}$ shell nuclei. Nucl. Phys., 63:449-65, 1965.
- 12 - LAWSON, R.D. & URETSKY, J.L.- Excited states in the proton $f_{7/2}$ shell. Phys. Rev., 106:1369-70, 1957.
- 13 - MALIK, F.B., & SCHOLZ, W.- Level spectra of odd-even $1f_{7/2}$ -shell nuclei in the Coriolis coupling model. Phys. Rev., 150:919-32, 1966.
- 14 - AUERBACH, N.- Configuration mixing, seniority mixing and stripping experiments in the $f_{7/2}$ proton shell. Phys. Lett., 24B:260-63, 1967.
- 15 - RAJ, R.; RUSTGI, M.L. & SINGH, R.P.- Nuclear energy levels of V^{51} , Mn^{53} , and Co^{55} by the quasiparticle method. Phys. Rev., 181:1536-40, 1969.
- 16 - KUO, T.T.S. & BROWN, G.E.- Reaction matrix elements for the $0f-1p$ shell nuclei. Nucl. Phys., 114A:241-79, 1968.

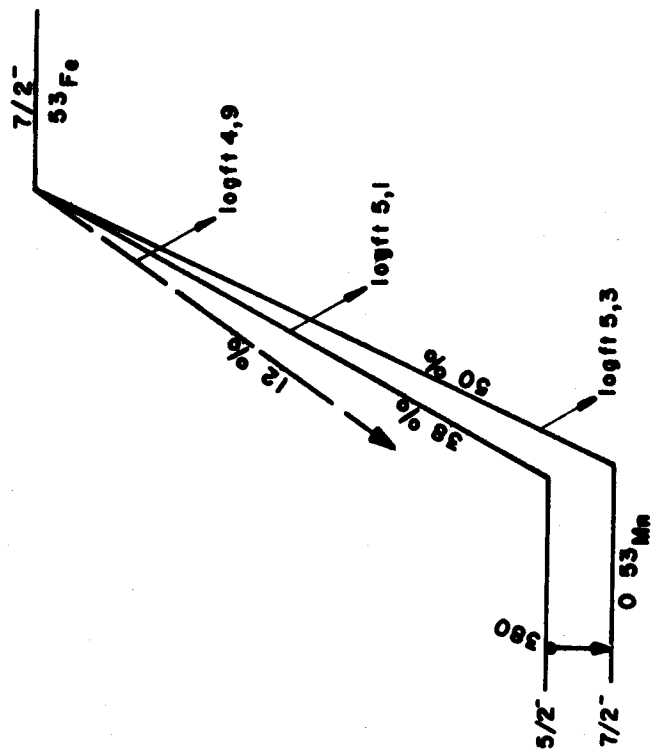


CHANNEL

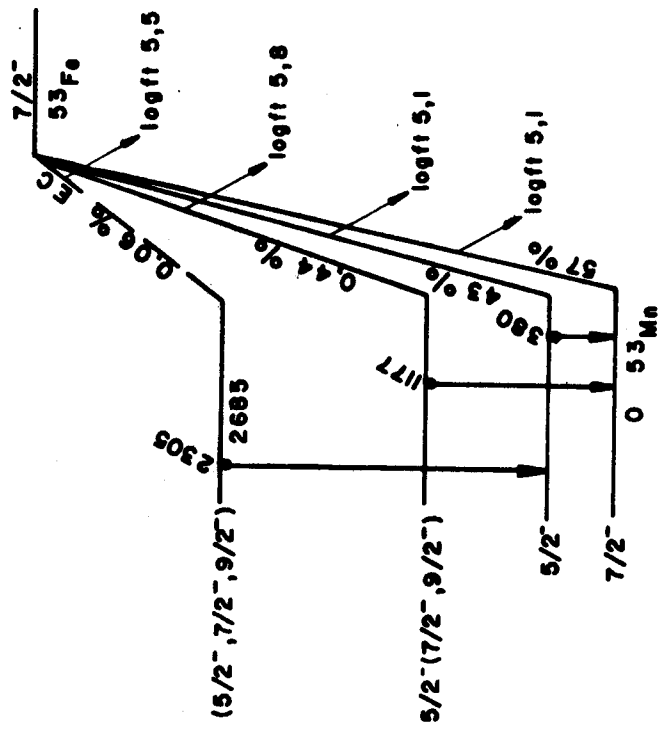
FIGURE I

γ-RAY SPECTRUM FROM ⁵³Mn

⊙ LONG LIVED TRANSITION



A) PREVIOUS PAPERS 4,5



B) PRESENT WORK

FIGURE II
DECAY SCHEME OF ^{53}Fe




FIGURE III
 Experimental and theoretical energy levels of ^{55}Mn

* REF. 6 AND PRESENT WORK